

Result Primary Small Teams (Prep - Yr. 2) - Final

	T1 Rya.	T2 Cow.	Ae1 Bra.	Ae2 Loc.	A1 Per.	
1. The Lollipops Whites Hill State College	5.4 1	6.5 1	5.8 1	5.9 1	5.4 2	4x1
2. Glimmer Gumdale State School	5.0 3	5.8 3	5.6 2	5.8 2	5.5 1	3x2
3. Mini Mixers Manly State School	5.3 2	6.1 2	5.5 3	5.6 3	4.6 3	5x3
4. Opals Calvary Christian College	4.9 4	5.6 4	5.0 4	5.1 4	4.0 4	5x4
5. Radiance St Martins Catholic Primary School	4.8 5	5.4 5	4.8 5	5.0 5	3.8 5	5x5




 T1 Lead: Ryan, T2: Cowin, Ae1: Braganvicius, Ae2: Lockett, A1: Pereira HJ: Coull

Phase 1

Result Primary Pre-Choreographed Teams Yr. 2 Ph - Final


	T1 Rya.	T2 Cow.	Ae1 Bra.	Ae2 Loc.	A1 Per.	
1. Garnets Ormiston State School	5.5 2	5.8 1	5.8 1	5.8 1	5.6 3	3x1
2. Pearls Calvary Christian College	5.8 1	5.5 2	5.2 4	4.95 4	6.1 1	3x2
3. Topazes Ormiston State School	5.2 3	5.45 3	5.5 2	5.1 3	5.8 2	5x3
4. Starlights Cleveland State School	5.1 4	5.4 4	5.3 3	5.2 2	5.0 7	4x4
5. Groovy Faith Lutheran College	5.0 5	5.2 5	5.0 6	4.85 6	5.3 5	3x5
6. The Mini Movers Redlands College	4.9 6	5.1 6	4.7 8	4.8 7	5.4 4	3x6
7. BayView BFFs BayView State School	4.5 8	4.9 7	5.1 5	4.9 5	4.9 8	3x7 a3
8. BayView Bows BayView State School	4.7 7	4.7 8	4.8 7	4.7 8	5.2 6	3x7 a2



 T1 Lead: Ryan, T2: Cowin, Ae1: Bratanavicius, Ae2: Lockett, A1: Pereira HJ: Coull


1-2 Phase 2
 Result Primary Pre-Choreographed Teams Yr. 1 - - Final

	T1 Rya.	T2 Cow.	Ae1 Bra.	Ae2 Loc.	A1 Per.	
1. The Quick Six Mount Cotton State School	5.8 1	5.9 1	6.2 1	5.7 1	5.7 3	4x1
2. Emeralds Calvary Christian College	5.5 3	5.7 2	6.1 2	5.6 2	5.9 2	4x2
3. Turtles St Anthony's Catholic Primary School	5.4 4	5.5 3	6.0 3	5.5 3	6.0 1	4x3
4. BayView Blossoms BayView State School	5.6 2	5.3 4	5.8 4	5.4 4	5.3 4	5x4


 T1 Lead: Ryan, T2: Cowin, Ae1: Bratanavicius, Ae2: Lockett, A1: Pereira HJ: Coull

Result Primary Large Teams (Prep - Yr. 2) Phase - Final

	T1 Rya.	T2 Cow.	Ae1 Bra.	Ae2 Loc.	A1 Per.	
1. Cowgirls St Oliver Plunkett Catholic Primary School	6.2 1	5.8 1	5.8 1	5.5 1	5.4 1	5x1
2. Believe St Mary Mackillop Primary School	6.0 2	5.7 2	5.7 2	5.3 3	5.3 2	4x2
3. Mini Montanas Ormiston College	5.9 3	5.65 3	5.6 3	5.4 2	5.2 3	5x3
4. Glitter Guardian Angels Primary School	5.7 4	5.5 5	5.5 4	5.2 4	5.15 4	4x4
5. Barbie Gals! St Rita's Catholic Primary School	5.5 5	5.6 4	5.4 5	5.1 5	5.0 5	5x5
6. Party People St Elizabeth's Catholic Primary School	5.4 6	5.2 6	4.7 8	4.8 7	4.8 7	4x7
7. Shakers St Thomas' Primary School	5.3 7	4.7 9	5.2 6	5.0 6	4.6 8	3x7
8. Glow Gumdale State School	5.2 8	4.9 8	5.0 7	4.6 8	4.5 9	4x8
9. The Mini Minties Whites Hill State College	4.9 9	4.95 7	4.5 9	4.5 9	4.9 6	5x9
10 The Jelly Beans Whites Hill State College	4.6 10	4.6 10	4.3 10	4.4 10	4.3 10	5x10



 T1 Lead: Ryan, T2: Cowin, Ae1: Bratanavicius, Ae2: Lockett, A1: Pereira HJ: Coull

1

Result Primary Pre-Choreographed Teams Yr. 1 Ph - Final

	T1 Rya.	T2 Cow.	Ae1 Bra.	Ae2 Loc.	A1 Per.	
1. Sapphires Calvary Christian College	6.6 1	6.8 1	5.8 1	5.7 1	6.2 1	5x1
2. Beach Girls St Luke's Catholic Primary School	6.0 4	6.5 2	5.6 2	5.4 2	6.0 2	4x2
3. Opals Ormiston State School	6.4 2	6.3 3	5.4 3	5.2 3	5.8 3	5x3
4. Wave Riders Ormiston College	6.3 3	6.0 4	5.35 4	5.0 4	5.75 4	5x4
5. Sparkles Thornlands State School	5.9 5	5.8 6	5.3 5	4.7 6	5.65 6	5x6
6. Cotton Jelly Beans Mount Cotton State School	5.85 6	5.9 5	5.1 7	4.45 8	5.7 5	3x6
7. Unstoppable St Thomas' Primary School	5.5 9	5.6 7	4.8 9	4.55 7	5.4 8	3x8 a3
8. Snap Gumdale State School	5.8 7	5.3 8	5.0 8	4.4 9	4.95 12	3x8 a2
9. Ripley Allstars Ripley Central State School	5.7 8	5.05 10	4.75 10	4.37 10	5.2 9	5x10
10 SJV Stars St John Vianney's Catholic Primary School	5.4 10	5.1 9	4.5 14	4.2 13	5.6 7	3x10 b3
11 Fearless St Mary Mackillop Primary School	5.0 13	4.9 13	5.2 6	4.9 5	5.1 10	3x10 b2
12 BayView Bumble Bees BayView State School	5.2 12	4.75 15	4.65 11	4.33 11	5.0 11	3x11
13 Pearls Ormiston State School	4.9 14	5.0 11	4.35 16	3.9 17	4.9 13	3x14 c3
14 Crackle Gumdale State School	4.7 16	4.8 14	4.6 12	4.25 12	4.1 20	3x14 c2
15 Rubies Calvary Christian College	4.8 15	4.95 12	4.55 13	4.05 15	4.55 16	4x15
16 Shooting Stars Cleveland State School	5.3 11	4.7 16	4.25 18	3.65 19	4.8 14	3x16
17 Magic Manly State School	4.6 17	4.5 20	4.4 15	4.1 14	4.4 17	4x17

Result Primary Pre-Choreographed Teams Yr. 1 Ph - Final

		T1 Rya.	T2 Cow.	Ae1 Bra.	Ae2 Loc.	A1 Per.	
18	BayView Bubbles BayView State School	4.4	4.65	4.34	3.7	4.6	
		19	17	17	18	15	3x17
19	BayView Bunnies BayView State School	4.0	4.6	4.2	4.0	3.8	
		23	18	19	16	23	3x19
20	Beach Buddies Redlands College	4.3	4.55	4.1	3.6	4.3	
		20	19	21	20	18	4x20
21	Mini Dynamos Birkdale State School	4.5	4.45	4.05	3.5	3.9	
		18	21	22	21	22	3x21
22	Pop Gumdale State School	4.1	4.2	4.15	3.4	4.0	
		22	23	20	22	21	4x22
23	Sparkle Squad St Oliver Plunkett Catholic Primary School	4.2	4.4	4.0	3.3	4.2	
		21	22	23	23	19	3x22

Result Primary Large Teams (Prep - Yr. 2) Phase - Final

	T1 Rya.	T2 Cow.	Ae1 Bra.	Ae2 Loc.	A1 Per.	
1. Biebers St Mary Mackillop Primary School	5.7 2	6.0 1	6.0 1	6.0 1	5.8 1	4x1
2. Eclipse Our Lady of Mount Carmel Catholic Primary School	5.8 1	5.6 2	5.2 2	5.5 2	4.8 2	5x2
3. Gumballs Gumdale State School	5.6 3	5.3 3	4.9 3	5.3 3	4.6 3	5x3



 T1 Lead: Ryan, T2: Cowin, Ae1: Bratanavicius, Ae2: Lockett, A1: Pereira HJ: Coull

Result Primary Pre-Choreographed Teams Prep - Final

	T1 Rya.	T2 Cow.	Ae1 Bra.	Ae2 Loc.	A1 Per.	
1. Glitter Force St Rita's Catholic Primary School	6.1 1	6.2 1	5.0 1	4.8 1	4.95 3	4x1
2. Twirl Gumdale State School	5.8 2	5.8 2	4.7 2	4.75 2	5.1 1	5x2
3. Swirl Gumdale State School	5.6 3	5.6 3	4.6 3	4.7 3	4.75 6	4x3
4. Diamonds Calvary Christian College	5.3 5	5.4 4	4.4 6	4.5 4	5.0 2	3x4
5. The Fizz Wizz Kids Whites Hill State College	5.4 4	5.2 5	4.55 4	4.4 5	4.8 5	5x5
6. Twinkle Toes Cleveland State School	5.2 6	5.1 6	4.55 4	4.1 6	4.85 4	5x6
7. Brave St Mary Mackillop Primary School	5.1 7	4.95 7	4.3 9	3.95 8	4.7 7	3x7
8. Topaz Calvary Christian College	4.9 9	4.9 8	4.35 7	4.0 7	4.45 9	3x8
9. Starfish St Anthony's Catholic Primary School	4.8 11	4.8 9	4.33 8	3.8 10	4.6 8	3x9
10 Dream Team St Thomas' Primary School	5.0 8	4.7 10	4.25 10	3.9 9	4.0 15	4x10
11 Hearts Faith Lutheran College	4.85 10	4.3 14	4.2 11	3.7 12	4.3 12	4x12
12 Seahorses St Anthony's Catholic Primary School	4.7 12	4.55 12	4.0 14	3.6 13	4.4 10	3x12
13 Ripley Razzles Ripley Central State School	4.4 13	4.6 11	3.9 15	3.4 15	4.35 11	3x13 a3
14 SJV Glitter St John Vianney's Catholic Primary School	4.1 15	4.5 13	4.1 12	3.75 11	4.1 14	3x13 a2
15 Bubbles Faith Lutheran College	4.3 14	4.2 15	4.05 13	3.5 14	4.2 13	4x14