

# Phase 1

## Result Primary Pre-Choreographed Teams Yr. 4 Ph - Final

		T1 Cou.	T2 Cow.	Ae1 Dav.	Ae2 Swo.	A1 Loc.	
1. Party Nation	St Rita's Catholic Primary School	6.2 2	6.0 2	5.8 1	6.4 1	6.3 1	3x1
2. Cotton Cupcakes	Mount Cotton State School	6.5 1	6.5 1	5.7 2	5.7 2	6.1 3	4x2
3. Unity	St Mary Mackillop Primary School	5.7 3	5.6 5	5.6 3	5.6 3	6.2 2	4x3
4. Emeralds	Ormiston State School	5.5 4	5.95 3	5.5 5	5.25 6	6.0 4	3x4
5. Mystic	Manly State School	5.3 5	5.9 4	5.3 7	4.7 8	5.2 5	3x5
6. Rockets	Camp Hill State Infants and Primary School	4.9 6	5.5 6	5.45 6	5.5 4	4.7 6	5x6
7. Moonstones	Ormiston State School	4.7 7	5.3 7	5.55 4	4.9 7	4.6 7	5x7
8. Woodcrest Dandelions	Woodcrest State College	4.65 8	5.2 8	4.95 9	4.0 10	4.55 8	3x8
9. TORNADOS	Calvary Christian College	4.6 9	4.9 10	5.0 8	5.3 5	4.5 9	4x9
10 BayView Bounce	BayView State School	4.4 11	5.1 9	4.8 11	4.1 9	4.43 10	3x10
11 Crystals	Ormiston State School	4.2 12	4.6 11	4.9 10	3.9 11	4.4 11	4x11
12 Groovy Girls	Redlands College	4.5 10	4.3 12	4.7 12	3.7 12	4.1 12	5x12
13 Party Pals	Faith Lutheran College	1.0 13	1.0 13	1.0 13	1.0 13	1.0 13	5x13

T1 Lead: Coull, T2: Cowin, Ae1: Davey, Ae2: Sword, A1: Lockett HJ: Bratanavicius

## Result Primary Pre-Choreographed Small Teams - Final

		T1	T2	Ae1	Ae2	A1	
		Cou.	Cow.	Dav.	Swo.	Loc.	
1. Dazzle	St James Catholic Primary School	5.8 1	5.5 1	5.7 1	6.0 1	5.8 1	5x1
2. Shine	St James Catholic Primary School	5.4 2	5.4 2	5.5 2	5.6 2	5.3 2	5x2
3. Infinite,	Brisbane Christian College	5.3 3	5.3 3	5.4 3	5.3 4	5.2 3	4x3
4. Shine Time	Manly West State School	5.2 4	5.2 4	5.3 4	5.5 3	5.1 4	5x4
5. Limitless	Brisbane Christian College	5.0 5	4.8 5	5.0 5	5.2 5	5.0 5	5x5


  
 T1 Lead: Coull, T2: Cowin, Ae1: Davey, Ae2: Sword, A1: Lockett HJ: Pratanavicius

# Phase 1

## Result Primary Large Teams (Yr. 3 - Yr. 4) Phas - Final

		T1	T2	Ae1	Ae2	A1	
		Cou.	Cow.	Dav.	Swo.	Loc.	
1. Shake It	Ormiston College	6.35	6.4	6.1	6.3	6.1	
		2	1	1	1	1	4x1
2. Unstoppable	St Mary Mackillop Primary School	6.3	6.3	6.0	6.0	5.9	
		3	2	2	3	2	3x2
3. Peanut Butter Blitz	St Rita's Catholic Primary School	6.4	5.8	5.6	6.2	5.6	
		1	3	3	2	3	5x3
4. Infernos	Calvary Christian College	6.25	5.5	5.55	5.6	4.9	
		4	4	4	4	6	4x4
5. Starlights	Gumdale State School	6.2	5.05	5.5	5.4	5.5	
		5	7	5	5	4	4x5
6. Trendsetters	Gumdale State School	6.15	5.1	5.4	4.8	5.4	
		6	6	6	8	5	4x6
7. Tricky	St Thomas' Primary School	6.1	5.3	5.3	4.6	4.85	
		7	5	7	10	7	4x7
8. Limelight	St Martins Catholic Primary School	5.9	4.9	4.9	4.9	4.8	
		8	9	9	7	8	3x8
9. Besties 4Eva	Wondall Heights State School	5.7	4.7	5.0	5.2	4.7	
		11	11	8	6	9	3x9
10 Cosmic Crew	Cleveland State School	5.85	4.8	4.85	4.7	4.5	
		9	10	10	9	11	4x10
11 Comets	Camp Hill State Infants and Primary School	5.8	5.0	4.8	4.4	4.6	
		10	8	11	11	10	3x10


  
 T1 Lead: Coull, T2: Cowin, Ae1: Davey, Ae2: Sword, A1: Lockett HJ: Bratanavicius

# Phase 1

## Result Primary Pre-Choreographed Teams Yr. 3 Ph - Final


		T1 Cou.	T2 Cow.	Ae1 Dav.	Ae2 Swo.	A1 Loc.	
1. Cyclones	Calvary Christian College	6.1 1	6.5 1	6.0 1	6.2 1	6.9 1	5x1
2. Diamonds	Ormiston State School	5.8 2	6.3 2	5.9 2	5.9 2	6.7 2	5x2
3. Cotton Crystals	Mount Cotton State School	5.75 3	6.2 3	5.8 3	5.7 3	6.5 3	5x3
4. Sparkles	Cleveland State School	5.6 5	6.1 4	5.35 6	5.1 8	6.4 4	3x5 a3
5. The Terrific Twizzlers	Whites Hill State College	5.7 4	6.05 5	5.3 7	5.2 7	6.2 5	3x5 a2
6. BayView Beachgirls	BayView State School	5.3 7	5.6 6	5.4 5	5.3 6	6.15 6	4x6
7. Rainbow Bright	Thornlands State School	5.2 8	5.4 7	5.45 4	5.6 4	5.95 8	3x7
8. The Confetti Crew	Redlands College	5.4 6	5.2 8	5.2 9	5.4 5	5.5 11	3x8
9. Moonlight	Manly State School	5.15 9	4.95 10	5.25 8	4.8 9	5.8 10	3x9
10 Dolphins	St Anthony's Catholic Primary School	5.1 10	5.0 9	4.9 13	4.7 10	6.1 7	4x10
11 Sparklers	Camp Hill State Infants and Primary School	4.3 18	4.85 12	5.15 10	4.4 12	5.9 9	4x12
12 Meteors	Camp Hill State Infants and Primary School	4.95 12	4.75 13	5.0 12	4.35 13	5.05 14	4x13
13 Blue and Gold Crew	Birkdale State School	4.6 16	4.65 15	5.1 11	4.5 11	5.1 13	3x13
14 Sapphires	Ormiston State School	4.9 13	4.7 14	4.7 15	4.0 17	5.3 12	3x14
15 Ripley Comets	Ripley Central State School	4.7 15	4.9 11	4.6 17	4.2 15	5.0 15	4x15
16 BayView Blueberries	BayView State School	4.8 14	4.6 16	4.65 16	4.3 14	4.6 17	4x16
17 Woodcrest Diamonds	Woodcrest State College	5.0 11	4.5 17	4.8 14	4.1 16	4.4 18	3x16

T1 Lead: Coull, T2: Cowin, Ae1: Davey, Ae2: Sword, A1: Lockett HJ: Bratanavicius

- 4 ph 2

### Result Primary Pre-Choreographed Teams Yr. 3 Ph - Final

		T1 Cou.	T2 Cow.	Ae1 Dav.	Ae2 Swo.	A1 Loc.	
18	BayView Beats	4.5	4.4	4.5	3.7	4.8	
		17	18	19	18	16	4x18
19	Ripley Superstars	4.0	4.3	4.55	3.5	4.1	
		19	19	18	19	19	5x19

  
T1 Lead: Coull, T2: Cowin, Ae1: Davey, Ae2: Sword, A1: Lockett HJ: Bratanavicius

## Result Primary Large Teams (Yr. 3 - 4) Phase 2 - Final


		T1 Cou.	T2 Cow.	Ae1 Dav.	Ae2 Swo.	A1 Loc.	
1. Guitar Cuties	St Mary Mackillop Primary School	6.6 1	6.4 1	5.7 2	5.6 2	6.1 1	3x1
2. OC Descend	Ormiston College	6.2 3	6.1 2	5.8 1	6.3 1	6.0 2	4x2
3. Fireworks	Camp Hill State Infants and Primary School	6.4 2	6.0 3	5.5 3	5.2 3	5.8 3	5x3
4. Limitless	St Elizabeth's Catholic Primary School	6.0 4	5.85 5	5.4 4	4.5 6	5.5 5	4x5
5. Sparks	Gumdale State School	5.9 5	5.8 6	5.0 6	5.0 5	5.7 4	3x5
6. The Candy Cane Queens	Whites Hill State College	5.5 7	5.3 7	5.3 5	5.05 4	5.4 6	3x6
7. Life Savers	St Martins Catholic Primary School	5.8 6	5.9 4	4.9 7	4.4 7	5.2 7	5x7
8. Swifties	St Oliver Plunkett Catholic Primary School	5.3 8	5.1 8	4.8 8	4.3 8	5.1 8	5x8


  
 T1 Lead: Coull, T2: Cowin, Ae1: Davey, Ae2: Sword, A1: Lockett HJ: Bratandavicius

Yr 3-4 Phase 2

Result Primary Pre-Choreographed Teams Yr. 3 - - Final

		T1 Cou.	T2 Cow.	Ae1 Dav.	Ae2 Swo.	A1 Loc.	
1. Dynamos	Calvary Christian College	6.0 1	6.1 1	5.9 1	6.0 2	6.1 1	4x1
2. Jellyfish	St Anthony's Catholic Primary School	5.9 2	6.0 2	5.8 2	6.1 1	6.0 2	5x2
3. BayView Barbies	BayView State School	5.8 3	5.8 3	5.7 3	5.6 3	5.9 3	5x3
4. BayView Bling	BayView State School	5.6 4	5.3 4	5.6 4	5.3 4	5.6 4	5x4
5. Jades	Camp Hill State Infants and Primary School	5.2 5	4.8 5	5.3 5	5.0 5	5.3 5	5x5


  
 T1 Lead: Coull, T2: Cowin, Ae1: Davey, Ae2: Sword, A1: Lockett HJ Bratanavicius


## Result Primary Advanced Teams (Yr. 3 - 4) - Final

		T1 Cou.	T2 Cow.	Ae1 Dav.	Ae2 Swo.	A1 Loc.	
1. Lunars	Camp Hill State Infants and Primary School	6.0 1	6.1 1	5.7 1	6.1 1	6.0 1	5x1
2. Momentum	Manly State School	5.6 3	5.3 4	5.5 2	6.0 2	5.8 2	3x2
3. Girl Party	Gumdale State School	5.8 2	5.9 2	5.4 3	5.8 3	5.7 3	5x3
4. Swish	Gumdale State School	5.3 4	5.6 3	5.3 4	5.4 4	5.6 4	5x4
5. Money Makers	St Oliver Plunkett Catholic Primary School	5.1 5	4.7 5	5.2 5	5.1 5	5.4 5	5x5

T1 Lead: Coull, T2: Cowin, Ae1: Davey, Ae2: Sword, A1: Lockett HJ: Bratanavicius

# Result Primary Pre-Choreographed Boys Teams - Final

		T1	T2	Ae1	Ae2	A1
		Cou.	Cow.	Dav.	Swo.	Loc.
1.	Ripley Rockets	Ripley Central State School				
		5.0	4.5	5.0	4.5	4.8
		1	1	1	1	1


  
 T1 Lead: Coull, T2: Cowin, Ae1: Davey, Ae2: Sword, A1: Lockett HJ: Bratanavicius