


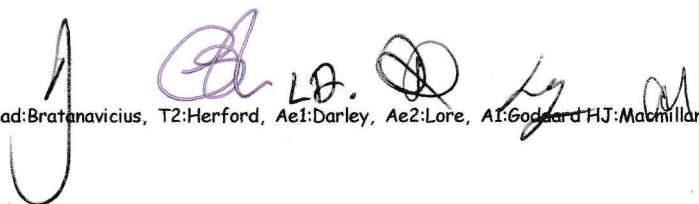
## Result Phase 1 Mini Elementary Individuals (9 Yrs Final)

		T1	T2	Ae1	Ae2	A1		
		Bra.	Her.	Dar.	Lor.	God.		
1.	Evie Haskara ACE Collective	5.6	6.8	5.8	6.0	5.6		
		1	1	1	1	2	4x1	
2.	Milla McDonell The Ultimate Beat	5.4	6.4	5.2	5.4	6.3		
		2	2	5	4	1	3x2	
3.	Mackenzie Saunders ACE Collective	5.3	6.2	5.6	5.9	5.0		
		3	3	2	2	6	4x3	
4.	Esther Muir The Ultimate Beat	5.05	5.7	5.4	5.8	5.3		
		6	6	4	3	4	3x4	
5.	Lilah Roach The Ultimate Beat	5.1	5.8	5.5	5.35	5.4		
		5	5	3	5	3	5x5	
6.	Charlotte Bambach ACE Collective	5.2	6.0	4.8	5.1	5.2		
		4	4	7	7	5	3x5	
7.	Ellie Fletcher ACE Collective	5.0	5.1	5.0	5.3	4.9		
		7	8	6	6	7	4x7	
8.	Rose La Delfa Prodigy Performing Arts	4.8	5.4	4.6	4.4	4.8		
		8	7	8	8	8	5x8	


  
 T1 Lead: Branavicius, T2: Herford, Ae1: Darley, Ae2: Lore, A1: Goddard HJ: Macmillan

## Result Phase 2 Mini Elementary Individuals - Final

		T1	T2	Ae1	Ae2	A1	
		Bra.	Her.	Dar.	Lor.	God.	
1.	Isla Tidey The Ultimate Beat	6.2 1	7.0 2	6.0 1	6.1 2	6.4 1	3x1
2.	Aria Grebert B Wild Fitness & Sport Aerobics	6.1 2	7.2 1	5.8 2	6.4 1	6.1 2	5x2
3.	Autumn Blackburn B Wild Fitness & Sport Aerobics	6.0 3	6.0 5	5.6 3	5.5 3	6.0 3	4x3
4.	Sophie Marks United Sport Aerobics	5.8 4	6.5 4	5.5 4	5.4 4	5.9 4	5x4
5.	Billie Swift The Ultimate Beat	5.7 5	6.7 3	5.4 5	5.0 6	5.8 5	4x5
6.	Maddison Hunter ACE Collective	5.5 6	5.5 7	5.2 7	5.2 5	5.6 6	3x6
7.	Pippa Wynne ACE Collective	5.3 7	5.7 6	5.3 6	4.5 7	5.3 7	5x7


  
 T1 Lead: Bratanavicius, T2: Herford, Ae1: Darley, Ae2: Lore, A1: Godard HJ: Macmillan

10 yrs

### Result Phase 1 Mini Elementary Individuals (10 - Final

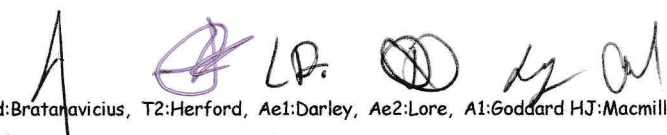
	T1 Bra.	T2 Her.	Ae1 Dar.	Ae2 Lor.	A1 God.	
1. Alyssia van der Weyde The Ultimate Beat	6.0 2	6.9 2	6.4 1	7.1 1	6.3 1	3x1
2. Annabella Timoko The Ultimate Beat	6.2 1	6.5 4	6.0 2	6.8 2	6.0 2	4x2
3. Olivia Palmer Prodigy Performing Arts	5.9 3	7.0 1	5.8 3	6.4 3	4.7 7	4x3
4. Ivy Cotton The Ultimate Beat	5.7 4	6.8 3	5.4 6	6.0 4	5.7 3	4x4
5. Scout Donoghoe United Sport Aerobics	5.5 5	5.95 5	5.7 4	5.5 5	5.4 4	5x5
6. Louie Badenhorst The Ultimate Beat	5.4 6	5.9 6	5.5 5	4.6 7	5.0 5	4x6
7. Eloise Tolmie The Ultimate Beat	5.2 8	5.7 9	4.6 11	4.8 6	4.8 6	3x8
8. Lillian Duelund ACE Collective	4.95 11	5.75 8	5.3 7	4.2 9	4.35 11	3x9
9. Skyla Shiel Harriman DSAF	5.3 7	5.65 10	5.2 8	4.0 10	4.3 12	4x10 a3
10 Olivia Dowler ACE Collective	5.0 10	5.5 12	5.0 10	4.4 8	4.55 9	4x10 a2
11 Brooklyn Neal ACE Collective	5.1 9	5.6 11	5.1 9	3.7 11	4.5 10	3x10
12 Zariah McMahon United Sport Aerobics	4.9 12	5.8 7	4.4 12	3.5 12	4.6 8	5x12
13 Brooklyn Pepper ACE Collective	4.8 13	5.2 13	4.3 13	3.3 13	4.1 13	5x13

T1 Lead: Bratanavicius, T2: Herford, Ae1: Darley, Ae2: Lore, A1: Goddard HJ: Macmillan

7yrs


Result Phase 1 Pre-Mini Elementary Individuals - Final

	T1 Bra.	T2 Her.	Ae1 Dar.	Ae2 Lor.	A1 God.	
1. Ella Wang Harriman DSAF	5.8 1	6.2 1	5.1 2	5.0 2	5.3 1	3x1
2. Aleeya Benson UBU Sport Aerobics & Fitness	5.5 2	5.6 2	5.2 1	5.2 1	4.8 2	5x2
3. Frankie Ward ACE Collective	4.8 3	5.2 3	4.8 3	4.8 3	4.3 3	5x3


  
 T1 Lead: Bratanavicius, T2: Herford, Ae1: Darley, Ae2: Lore, A1: Goddard HJ: Macmillan

# Result Phase 2 Pre-Mini Elementary Individuals - Final






	T1 Bra.	T2 Her.	Ae1 Dar.	Ae2 Lor.	A1 God.	
1. Madison Hammer The Ultimate Beat	6.2 1	6.2 1	6.4 1	6.0 1	5.8 1	5x1
2. Zara van Dijk The Ultimate Beat	5.8 2	6.1 2	6.0 2	5.4 2	5.5 2	5x2
3. Halle Coull The Ultimate Beat	5.4 3	6.0 3	5.8 3	5.3 3	5.3 3	5x3


  
 T1 Lead: Bratanavicius, T2: Herford, Ae1: Darley, Ae2: Lore, A1: Goddard HJ: Macmillan

8/1/15

# Result Phase 1 Pre-Mini Elementary Individuals - Final

	T1 Bra.	T2 Her.	Ae1 Dar.	Ae2 Lor.	A1 God.	
1. Seraya Kennedy B Wild Fitness & Sport Aerobics	6.0 2	5.4 1	5.7 2	5.8 1	5.6 1	3x1
2. Isobel Satchell United Sport Aerobics	6.1 1	5.3 2	5.9 1	5.6 2	5.4 2	5x2
3. Hazel Wynne ACE Collective	5.8 3	5.0 4	5.5 3	5.5 3	5.2 3	4x3
4. Ellie Yu Harriman DSAF	5.5 4	5.2 3	5.3 4	4.8 5	4.8 5	3x4
5. Avalon Barnes The Ultimate Beat	5.3 5	4.7 5	5.1 5	5.0 4	5.0 4	5x5






  
 T1 Lead: Bratanavicius, T2: Herford, Ae1: Darley, Ae2: Lore, A1: Goddard HJ: Macmillan

Result <sup>mini</sup> Phase 1 X-Elementary Individuals - Final

	T1 Bra.	T2 Her.	Ae1 Dar.	Ae2 Lor.	A1 God.	
1. Priya O'Brien ACE Collective	6.0 1	6.6 1	6.2 1	5.5 1	5.5 1	5x1
2. Isabel Cuthbert ACE Collective	4.5 2	6.0 2	5.0 2	5.0 2	4.4 2	5x2












  
 T1 Lead: Bratanovicius, T2: Herford, Ae1: Darley, Ae2: Lore, A1: Goddard HJ: Macmillan


# Result Pre-Mini National Individual (Unisex) - Final

	G1 Lor.	T1 Her.	Ae1 Dar.	A1 God.	SJ1 Bra.	
1. Indie Woods Harriman DSAF	5.8 1	5.9 1	5.7 1	5.4 1	5.8 1	5x1
2. Chloe Wu Harriman DSAF	5.6 2	5.4 2	5.6 2	5.3 2	5.5 2	5x2
3. Yaeji Ha Hunter Valley Grammar School	4.8 3	5.1 3	5.2 3	4.8 3	5.3 3	5x3



 LD. 


  
 G1:Lore, T1 Lead:Herford, Ae1:Darley, A1:Goddard, SJ1:Bratenavicius HJ:Macmillan

## Result Mini National Intermediate Individual (F - Final)

		G1	T1	Ae1	A1	SJ1		
		Lor.	Her.	Dar.	God.	Bra.		
1.	Ivy Smith The Ultimate Beat	5.8	6.3	6.0	5.8	71.4		
		1	1	1	1	3		4x1
2.	Amoret Spencer The Ultimate Beat	5.0	6.1	5.8	5.6	101.5		
		3	2	2	2	1		4x2
3.	Macy Campbell United Sport Aerobics	5.6	5.6	5.2	5.2	80.02		
		2	3	3	3	2		5x3
4.	Grace Boughton UBU Sport Aerobics & Fitness	4.7	5.5	4.8	5.0	63.5		
		4	4	4	4	4		5x4
5.	Charlotte Seretis Harriman DSAF	4.0	5.3	4.6	4.7	37.44		
		5	5	5	5	5		5x5
6.	Scarlett Smith ACE Collective	1.0	1.0	1.0	1.0	35.53		
		6	6	6	6	6		5x6


  
 G1:Lore, T1 Lead:Herford, Ae1:Darley, A1:Goddard, SJ1:Bratanavicius HJ:Macmillan

## Result Primary Large Teams (Yr. 3 - 4) Phase 1 - Final

	T1 Bra.	T2 Her.	Ae1 Dar.	Ae2 Lor.	A1 God.	
1. Starfish Holy Family Primary School	6.0 1	5.6 1	6.0 1	6.2 1	5.9 1	5x1
2. Pink Diamonds Merewether Public School	5.8 2	5.0 4	5.5 3	5.8 2	5.5 2	3x2
3. Branxton Boot Scooters Rosary Park Catholic School	5.6 3	5.3 2	5.8 2	5.5 3	5.2 3	5x3
4. Future Stars Fennell Bay Public School	5.1 4	5.1 3	5.3 4	5.0 4	4.9 4	5x4


  
 T1 Lead: Brananavicius, T2: Herford, Ae1: Darley, Ae2: Lore, A1: Gaddard HJ: Macmillan

# 1

## Result Primary Large Teams (Prep - Yr.2) Phase - Final


	T1 Bra.	T2 Her.	Ae1 Dar.	Ae2 Lor.	A1 God.	
1. Branxton Believers Rosary Park Catholic School	5.0 1	5.5 1	5.0 1	5.0 1	5.0 1	5x1
2. Merewether Mermaids Merewether Public School	4.8 2	5.2 2	4.8 2	4.8 2	4.8 2	5x2


  
 T1 Lead: Bratanavicius, T2: Herford, Ae1: Darley, Ae2: Lore, A1: Gaddard HJ: Macmillan

dlg-4rPhase 2

### Result Primary Pre-Choreographed Teams Yr. 3 - - Final




	T1 Bra.	T2 Her.	Ae1 Dar.	Ae2 Lor.	A1 God.	
1. Southy Sparkles Wallsend South Public School	5.9 2	5.9 2	5.8 1	6.0 2	4.9 5	4x2
2. Groovy Girls Floraville Public School	5.8 3	5.8 3	5.7 2	6.1 1	5.9 1	3x2
3. Fierce and Fabulous' Hunter Valley Grammar School	6.1 1	6.2 1	5.6 3	5.6 4	5.3 4	3x3
4. Disco Dolls Ermington Public School	5.2 5	5.7 4	5.5 4	5.8 3	5.8 2	4x4
5. Shooting Stars Glendore Public School	5.3 4	5.4 5	5.4 5	5.1 5	5.6 3	5x5

  
T1 Lead: Pratanavicius, T2: Herford, Ae1: Darley, Ae2: Lore, A1: Goddard HJ: Macmillan

Phase 1.

### Result Primary Pre-Choreographed Teams Yr. 3 Ph - Final

	T1 Bra.	T2 Her.	Ae1 Dar.	Ae2 Lor.	A1 God.	
1. Southy Stars Wallsend South Public School	6,0 1	5.8 1	5.6 1	6.3 1	5.7 1	5x1
2. Golden Girls St Kevin's Primary School	5.6 2	5.3 2	5.4 3	5.8 2	4.7 3	3x2
3. Daises Glendore Public School	5.5 3	5.2 3	5.5 2	5.5 4	4.6 4	3x3
4. Spark Squad Ermington Public School	5.4 4	5,0 4	5.2 4	5.6 3	5.2 2	5x4
5. Radio Rebels Floraville Public School	4,0 5	4.7 5	5.1 5	4.5 5	4.5 5	5x5

    
T1 Lead: Bratanavicius, T2: Herford, Ae1: Darley, Ae2: Lore, A1: Goddard HJ: Macmillan

phase 1.

### Result Primary Pre-Choreographed Teams Yr. 2 Ph - Final


	T1 Bra.	T2 Her.	Ae1 Dar.	Ae2 Lor.	A1 God.	
1. Southy Sprinkles Wallsend South Public School	5.6 1	5.3 1	5.6 2	6.3 1	5.6 1	4x1
2. Star Power Jewells Primary School	5.3 3	5.1 2	5.8 1	6.1 2	5.4 2	4x2
3. Diamonds Glendore Public School	5.5 2	5.0 3	5.4 3	6.0 3	5.3 3	5x3
4. Pop Stars St Kevin's Primary School	5.1 4	4.8 4	5.2 4	5.2 4	5.0 4	5x4
5. Rainbow Rockets Belmont Christian College	4.8 5	4.5 5	5.0 5	5.0 5	4.7 5	5x5

  
T1 Lead: Bratanavicius, T2: Herford, Ae1: Darley, Ae2: Lore, A1: Goddard HJ: Macmillan

Phase 1.

# Result Primary Pre-Choreographed Teams Yr. 1 Ph - Final

	T1 Bra.	T2 Her.	Ae1 Dar.	Ae2 Lor.	A1 God.
1. Sparkle Squad Belmont Christian College	4,0	5,0	5,0	4,0	4,5
	1	1	1	1	1

  
T1 Lead: Bratanavicius, T2: Herford, Ae1: Darley, Ae2: Lore, A1: Goddard HJ: Macmillan

# Result Primary Small Teams (Prep - Yr.2) - Final

	T1 Bra.	T2 Her.	Ae1 Dar.	Ae2 Lor.	A1 God.
1. Chickettes Fennell Bay Public School	4.6	5.1	5.0	4.5	4.5
	1	1	1	1	1












  
 T1 Lead: Bratanavicius, T2: Herford, Ae1: Darley, Ae2: Lore, A1: Goddard HJ: Macmillan

Result






Mini National Fitness Teams - Final

	G1 Lor.	T1 Her.	T2 Bra.	A1 God.	A2 Dar.	
1. Surf's Up The Ultimate Beat	6.2 1	5.9 1	5.7 1	5.5 1	5.6 1	5x1
2. ACE FIESTA ACE Collective	5.5 2	5.7 2	5.6 2	5.0 2	5.2 2	5x2
3. Candy Girls Edge Sport Aerobics	4.5 3	5.5 3	5.5 3	4.8 3	5.0 3	5x3







  
 G1:Lore, T1 Lead:Herford, T2:Bratanavicius, A1:Goddard, A2:Darley HJ:Macmillan

# Result Pre-Mini National Fitness Teams - Final

	G1	T1	T2	A1	A2
	Lor.	Her.	Bra.	God.	Dar.
1. ACE-ING IT	4.5	5.5	5.2	4.8	5.0
ACE Collective	1	1	1	1	1

      
G1:Lore, T1 Lead:Herford, T2:Bratanavicius, A1:Goddard, A2:Darley HJ:Macmillan