

Result Phase 1 Youth Elementary Pairs - Final

	T1 Her.	T2 Swo.	Ae1 Lit.	Ae2 DeL.	A1 Loc.
1. Stella Inmon, Amelia Bowron The Ultimate Beat	5.4	5.2	5.4	5.0	5.3
	1	1	1	1	1








 T1:Herford, T2 Lead:Sword, Ae1:Little, Ae2:DeLore, A1:Lockett HJ:Goddard

Result Phase 2 Youth/Adult Elementary Pairs - Final

	T1	T2	Ae1	Ae2	A1	
	Her.	Swo.	Lit.	DeL.	Loc.	
1. Ava Young, Lily McCudden The Ultimate Beat	5.5	5.9	5.8	6.0	6.0	
	2	1	1	1	1	4x1
2. Ruby Henderson, Lillian Stewart The Ultimate Beat	5.1	5.4	5.5	5.6	5.8	
	3	3	2	2	2	3x2
3. Amelia Hinds, Georgia Tompkins QSA Sport Aerobics	5.8	5.6	5.3	5.4	5.7	
	1	2	3	3	3	5x3
4. Mira Berta, Sara Berta United Sport Aerobics	4.5	5.1	5.2	5.1	5.6	
	4	4	4	4	4	5x4




 TI:Herford, T2 Lead:Sword, Ae1:Little, Ae2:DeLore, A1:Lockett HJ:Goddard

Result

Junior National Pairs - Final

	G1 Bra.	T1 Her.	Ae1 Lit.	A1 Loc.	SJ1 Swo.	
1. Taleisha Wardle, Alexia Dakin The Ultimate Beat	6.0 1	6.2 1	6.2 1	6.2 1	58.47 2	4x1
2. Sophia Valladares, Danica Proud Industrie 1 Sport Aerobics	5.8 2	5.9 2	4.8 5	5.9 2	42.58 5	3x2
3. Ava Jobson, Elise Newman UBU Sport Aerobics	5.7 3	5.8 3	5.0 4	5.8 3	50.1 4	3x3
4. Maci De Vries, Isla Peterson Ace Collective	5.3 5	5.7 4	5.1 3	5.7 4	54.12 3	4x4
5. Georgia Hughes, Maddison Do Harriman DSAF	5.6 4	5.5 5	5.6 2	5.5 5	55.69 1	3x4
6. Rory Kovacs Mathot, Eloise Cornish Edge Sport Aerobics	5.0 6	5.3 6	4.6 6	5.4 6	38.22 6	5x6



 G1: Bratanavicius, T1 Lead: Herford, Ae1: Little, A1: Lockett, SJ1: Sword HJ: Goddard

Result







Junior International Duo - Final

	G1 Bra.	T1 Her.	Ae1 Lit.	A1 Loc.	SJ1 Swo.	
1. Ayla Little, Ruby Allen Level 8 Sport Aerobics	6.7 1	6.4 1	6.5 1	6.5 1	94.51 1	5x1
2. Ben Ellis, Keatyn Mainwaring Industrie 1 Sport Aerobics	6.4 2	5.8 3	6.1 2	6.1 2	52.19 3	3x2
3. Mia Vorster, Gemma Heathcote Industrie 1 Sport Aerobics	6.2 3	6.0 2	5.8 3	5.8 3	72.39 2	5x3
4. Ruby Batty, Mary Woods QSA Sport Aerobics	5.0 4	5.6 4	5.4 4	5.2 4	36.59 4	5x4

Result

Youth National Pairs - Final

	G1	T1	Ae1	A1	SJ1	
	Bra.	Her.	Lit.	Loc.	Swo.	
1. Alara Ellaway, Leani van der Linden DBBC Sport Aerobics	6.2	6.0	5.9	5.8	70.23	
	1	1	1	1	1	5x1
2. Ella Usher, Genevieve Lorio Level 8 Sport Aerobics	6.0	5.5	5.5	5.5	38.06	
	2	3	2	2	2	4x2
3. Katie Langstaff, Lilah Seary Edge Sport Aerobics	5.2	5.8	5.1	5.3	34.05	
	3	2	3	3	3	5x3









G1: Bratanavicius, T1 Lead: Merford, Ae1: Little, A1: Lockett, SJ1: Sword MJ: Goddard

Result

Youth International Duo - Final

	G1 Bra.	T1 Her.	Ae1 Lit.	A1 Loc.	SJ1 Swo.	
1. Poppy Allen, Amber McClung Level 8 Sport Aerobics / VL5A	6.6 1	6.5 1	6.7 1	6.1 1	105.32 1	5x1
2. Paige Munro, Audrey Goffey Industrie 1 Sport Aerobics	5.7 2	6.3 2	6.3 2	5.7 3	60.17 3	3x2
3. Harlee Woods, Sophia Chiang Harriman DSAF	5.3 3	5.9 4	5.7 3	6.0 2	67.66 2	4x3
4. Abbey Conole, Dakota Ottley Prodigy Performing Arts	5.1 4	6.1 3	5.5 4	5.5 4	54.31 4	5x4


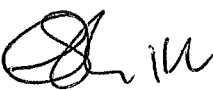






 G1: Bratanovicius, T1 Lead: Herford, Ae1: Little, A1: Lockett, SJ1: Sword HJ: Goddard

Result

Adult National Pairs - Final

	G1	T1	Ae1	A1	SJ1	
	Bra.	Mer.	Lit.	Loc.	Swo.	
1. Alice Robertson, Romina Zepeda Harriman DSAF	6.2	6.0	6.2	6.0	81.91	
	1	1	1	1	1	5x1
2. Sophie Thompson, Monika Kinda Edge Sport Aerobics	5.2	5.5	5.5	5.4	39.44	
	2	2	2	2	2	5x2









 G1: Bratanavicius, T1 Lead: Merford, Ae1: Little, A1: Lockett, SJ1: Sword HJ: Goddard

Result

Adult International Duo - Final

	G1 Bra.	T1 Her.	Ae1 Lit.	A1 Loc.	SJ1 Swo.	
1. Baylee Caruso, Khloe Lugton Industrie 1 Sport Aerobics	6.2 1	6.5 1	6.6 1	6.5 1	119.63 1	5x1
2. Lily Cegielski, Stephanie Martin Industrie 1 Sport Aerobics	5.5 2	5.8 2	6.0 2	6.0 2	65.0 2	5x2
3. Elena Khachaturian, Emily Khachaturian Edge Sport Aerobics	5.0 3	5.4 3	5.8 3	5.7 3	50.27 3	5x3



 G1: Bratanavicius, T1 Lead: Herford, Ae1: Little, A1: Lockett, SJ1: Sword HJ: Goddard

Result Secondary Pre-Choreographed Small Teams - Final

	T1 Her.	T2 Swo.	Ae1 Lit.	Ae2 DeL.	A1 Loc.
1. Electrify Toronto High School	5.0	5.3	5.2	5.0	5.2
	1	1	1	1	1








 T1:Herford, T2 Lead:Sword, Ae1:Little, Ae2:DeLore, A1:Lockett HJ:Goddard

12 p2

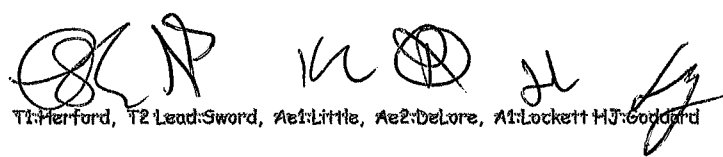
Result Secondary Pre-Choreographed Teams Yr. 7 - Final

	T1 Her.	T2 God.	Ae1 Lit.	Ae2 DeL.	A1 Loc.	
1. Nighfall Hunter Valley Grammar School	5.8 1	5.1 1	5.5 1	5.2 1	5.4 1	5x1
2. Blue Flames Toronto High School	5.5 2	4.9 2	5.3 2	5.0 2	5.2 2	5x2


T1: Herford, T2 Lead Head: Goddard, Ae1: Little, Ae2: DeLore, A1: Lockett

Result Secondary Advanced Teams (Yr. 7 - 9) - Final

	T1	T2	Ae1	Ae2	A1
	Her.	Swo.	Lit.	Del.	Loc.
1. Voulez Vous Hunter Valley Grammar School	5.4	4.9	5.2	4.8	5.2
	1	1	1	1	1



 T1: Herford, T2 Lead: Sword, Ae1: Little, Ae2: Delore, A1: Lockett HJ: Goddard

Result Secondary Advanced Teams (Yr. 10 - 12) - Final

	T1 Her.	T2 Swo.	Ae1 Lit.	Ae2 DeL.	A1 Loc.
1. Party Rockers Cheltenham Girls' High School	5.8	5.3	5.5	5.0	5.6
	1	1	1	1	1








T1: Herford, T2 Lead:Sword, Ae1: Little, Ae2: DeLore, A1: Lockett HJ: Goddard

2

Result Secondary Large Teams (Yr. 7 - 9) Phase - Final


	T1 Her.	T2 Swo.	Ae1 Lit.	Ae2 DeL.	A1 Loc.
1. Bravehearts St Philip's Christian College	5.2	5.2	5.2	5.3	5.2
	1	1	1	1	1


T1:Merford, T2 Lead:Sword, Ae1:Little, Ae2:DeLore, A1:Lockett HJ:Goddard

2

Result Secondary Large Teams (Yr. 7 - 9) Phase - Final

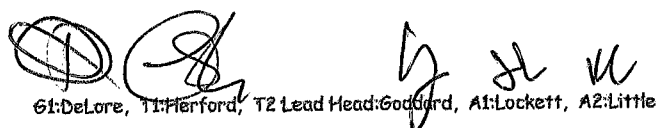
	T1	T2	Ae1	Ae2	A1
	Her.	Swd.	Lit.	DeL.	Loc.
1. Sun Chasers St Philip's Christian College	5.3	5.3	5.2	5.0	5.2
	1	1	1	1	1

 T1: Herford, T2 Lead: Sword, Ae1: Little, Ae2: DeLore, A1: Lockett HJ: Goddard

Result

Secondary Fitness Teams - Final

	G1 DeL.	T1 Her.	T2 God.	A1 Loc.	A2 Lit.	
1. Coz we Arrrgh Hunter Valley Grammar School	5.5 1	5.4 2	5.5 1	5.6 1	5.7 1	4x1
2. Sugar, Spice Carmel College	5.0 2	5.7 1	5.1 2	5.0 2	5.3 2	5x2








 G1:DeLore, T1:Herford, T2 Lead Head:Goddard, A1:Lockett, A2:Little

Result Phase 2 Youth/Adult Elementary Small Tea - Final

	T1 Her.	T2 God.	Ae1 Lit.	Ae2 DeL.	A1 Loc.	
1. Triple Threat QSA Sport Aerobics	5.5	5.5	5.8	5.8	5.6	
	1	1	1	1	1	5x1
2. Legends UBU Sport Aerobics	5.3	5.4	5.6	5.6	5.5	
	2	2	2	2	2	5x2
3. Trio Leapa Edge Sport Aerobics	5.1	5.0	5.4	5.4	5.3	
	3	3	3	3	3	5x3

Result Junior National Sport Aerobics Teams - Final

	G1 Bra.	T1 Her.	Ae1 Lit.	A1 Loc.	SJ1 God.	
1. Own It! Industrie 1 Sport Aerobics	5.8	5.8	5.4	5.7	89.17	
	1	1	2	2	1	3x1
2. CanDy Industrie 1 Sport Aerobics	5.4	5.6	5.5	5.8	59.0	
	2	2	1	1	2	5x2
3. Je t'adore United Sport Aerobics	5.0	5.2	5.2	5.3	34.65	
	3	3	3	3	3	5x3

 G1: Bratavicius, T1 Lead: Herford, Ae1: Little, A1: Lockett, SJ1 Head: Goddard

Result





Junior International Trio - Final

	G1	T1	Ae1	A1	SJ1
	Bra.	Her.	Lit.	Loc.	God.
1. Rodeo Rebels	5.5	6.0	5.7	5.4	43.06
Industrie 1 Sport Aerobics	1	1	1	1	1


G1: Bratkovicius, T1 Lead: Herford, Ae1: Little, A1: Lockett, SJ1 Head: Goddard

Result Adult National Sport Aerobics Teams - Final






	G1 Bra.	T1 Her.	Ae1 Lit.	A1 Loc.	SJ1 God.
1. Triple Worldwide Edge Sport Aerobics	4.5	5.4	5.2	5.0	25.75
	1	1	1	1	1

 G1: Bratancivicius, T1 Lead: Herford, Ae1: Little, A1: Lockett, SJ1 Head: G. Gurd

Result Master International Individual - Female - Final

	G1 Bra.	Ae1 Lit.	A1 Loc.	A2 Her.	E1 God.
1. Alison Kynaston Industrie 1 Sport Aerobics	5.6 1	5.7 1	5.6 1	5.8 1	5.9 1

G1: Bratanavicius, Ae1: Little, A1: Lockett, A2: Herford, E1: Lead Head Coach